

LEADERSHIP IN SUSTAINABILITY

REPORT 2021/22



CONTENTS

About this report	4
Assurance and verification	5
Deputy Vice-Chancellor's statement	6
Our performance highlights	8
Innovation in education	10
Research and impact	12
Sustainable campus and practices	14
Engagement and partnerships	16
Strategic performance metrics	17
Carbon emissions reporting	20
Our investments	24
Contact Us	26

ABOUT THIS REPORT

The Sustainability Report 2021/22 provides an overview of Manchester Metropolitan University's (Manchester Met) progress towards implementing its Leadership in Sustainability Strategy 2022-2026, which includes a set of key performance indicators (KPIs) and targets up to 2026.

In this report for the 2021/22 academic year we:

- detail our performance against these KPIs
- set out our Scope 1, 2 and 3 carbon emissions
- publish our financial investments
- demonstrate our progress towards implementing our Carbon Management Plan for Scope 1 and 2 carbon emissions.

The NOA, a leading provider of environmental auditing, inspection, and certification services, has independently verified the reported KPI data.

Do note that the report does not contain all performance information and data. This is because the strategy was approved mid-way through the reporting year while some methodologies were still being developed.

ASSURANCE AND VERIFICATION

Scope

NOA has independently verified Manchester Met's Sustainability Key Performance Indicators (KPIs) 2021/22.

The verification relates to the data and information associated with the University's sustainability performance from 1 August 2021 to 31 July 2022. The KPIs cover the University's progress towards the aims and objectives of the Leadership in Sustainability Strategy 2022-2026.

Level of assurance and methodology

NOA's evidence-gathering process was designed to obtain a limited level of assurance to ensure the data and information provided are accurate, reliable, and comparable. Manchester Met's process for compiling the key information in the report was discussed as part of the ISO 14001:2015 certification process.


NOA verified the systems and processes for collecting, collating, and reporting sustainability performance data. This included reviewing relevant documentation, interviewing personnel responsible and accountable for preparing the data, and authenticating a selected representative sample of KPI data.

Independence

NOA was not involved in calculating, compiling, or developing the Leadership in Sustainability Strategy KPIs, and its verification activities were entirely independent of Manchester Met.

R. Walsh

Richard Walsh MIEMA, CEnv Principal
Assessor Energy and Environment



DEPUTY VICE-CHANCELLOR'S STATEMENT



Manchester Metropolitan University's commitment to sustainability is unwavering.

Launched in November 2022, our Leadership in Sustainability Strategy 2022-2026 ensures it's embedded in everything we do, from our research and teaching to our day-to-day business activities and developing our campus.

Having joined the University as Deputy Vice-Chancellor in early 2023, I'm proud of its ambition to be a beacon of sustainable development practice, building on its sector-leading environmental performance.

Highlights for 2021/22 – the year in which our strategy was developed and launched – clearly demonstrate our ambitious direction of travel.

We reduced our carbon emissions by more than a quarter (26%) compared with 2018/19 levels and were recognised for our environmental and ethical performance, topping the People and Planet University League (2021)¹. We also maintained our sought-after NUS Responsible Futures accreditation.

At the heart of the Leadership in Sustainability Strategy is our commitment to reducing carbon emissions to net zero before 2038. By doing all we can across our own estate and using our expertise, influence and resources to support our work with partners across the city region and beyond, we can help Manchester achieve its target of becoming a zero-carbon city by 2038.

In education, we have extended our Carbon Literacy offering, priming graduates to tackle local and global sustainability challenges in their future careers. And our new Teach Carbon Literacy initiative is supporting academics to incorporate climate change learning in all courses by 2026.

Encouragingly, almost three-quarters of our students (74%) are already satisfied their course gives them opportunities to gain sustainable development skills and knowledge.

In research, colleagues founded and now lead the UK Consortium on Sustainability Research (UK-CSR). This implements the United Nations Sustainable Development Goals by supporting research and collaboration. It includes facilitating research funding bids, publishing outstanding research, and building sustainability skills across the public and private sectors.

And we're not stopping at Greater Manchester and the UK; we also have a global focus. Through all our activities, we're contributing positively to the world's 2030 agenda for sustainable development. And most importantly, we're demonstrating leadership for sustainability, ensuring it's viewed as a priority and a responsibility shared by all.

Professor Steve Rothberg

Deputy Vice-Chancellor
and Chair of the Environment
Strategy Group

¹ First position in the People and Planet University League was achieved in the reporting year 2021/22. Manchester Met subsequently maintained a top-three position in 2022/23.

OUR PERFORMANCE HIGHLIGHTS

We are proud of our performance, achievements, and awards.

Here is an at-a-glance overview for 2021/22.



Three-quarters of our students (73.9%) gain sustainability knowledge and skills⁴



NUS Responsible Futures accredited since 2015⁵



Member of United Nations Academic Impact (UNAI) since 2020



Launched our ambitious Leadership in Sustainability Strategy 2022-2026



Rated most sustainable university in the UK¹, achieving top 3 every year since 2013²



Net zero carbon – committed to net zero before 2038³



26% reduction in Scope 1 and 2 carbon emissions⁶



Sustainable buildings – BREEAM Excellent rating achieved⁷



Launched our electric vehicle salary sacrifice scheme for employees



53% reuse and recycling rate



Sustainable refurbishments – SKA Silver rating achieved⁸



Accelerating hydrogen technologies – formed the Greater Manchester Electrochemical Hydrogen Cluster



Sustainable food – two-star Food Made Good status achieved⁹



ISO 14001:2015 certification maintained



Teach Carbon Literacy – embedding climate change learning in all courses



Creating 1,740¹⁰ Carbon Literacy-certified employees and students since 2012



Leading the Net Zero Skills Charter for the North West



Helping deliver the National Education Nature Park project (Department for Education)

¹ Ranked first in the People and Planet University League 2021/22.

² Ranked third in the People and Planet University League 2022/23 and maintained a top three position since 2013.

³ Working towards zero carbon for Scope 1 and 2 carbon dioxide equivalent (CO₂e) emissions before 2038, as defined by the Tyndall Centre's proposed science-based targets and definition of zero carbon for Manchester ('Playing our full part'), and net zero for Scope 3 emissions to implement actions to avoid and reduce emissions, before investing in high-quality carbon removals.

⁴ Data source: Internal Student Survey 2021/22.

⁵ Accreditation received for the third time in May 2022.

⁶ Towards a target of 44% by 2026/27 against 2018/19 baseline.

⁷ School of Digital Arts (SODA).

⁸ Institute of Sport refurbishment project.

⁹ Food Made Good achieved in June 2022.

¹⁰ Cumulative number of certified employees and students since 2012.

INNOVATION IN EDUCATION

We are committed to embedding Education for Sustainable Development (ESD) and climate change education in all our courses by 2026, empowering students with the skills and knowledge to make a difference.

In 2021/22, 73.9%¹ of returning students participating in the University’s internal student survey said their course is helping them understand key global sustainability issues and what they can do about them.

Indicative projects and developments from 2021/22 include:

Teach Carbon Literacy – We have launched a new Teach Carbon Literacy programme for our academic community across all departments. Through a cascade training model, around 7,000 more students will be able to be ‘carbon literate’ in their subject each year. It builds on the success of our Carbon Literacy programme and supports our commitment to embedding climate change education in all courses.

Helping young people improve their local environment – We were selected to champion a new scheme as part of the Department for Education’s (DfE) Sustainability and Climate Change Strategy. The scheme aims to give young people a greater understanding of nature and biodiversity, equipping them to help shape a more sustainable and resilient future.

National Education Nature Park – We will work with local children and young people to improve the biodiversity of our University estate, such as creating pollinator-friendly environments and developing their data collection and analysis skills in the process. We also sit as a member of the project’s delivery consortium, representing Higher Education providers.



¹ Data source: Internal Student Survey (2021/22)

“ 73.9% of students gaining sustainability knowledge and skills. ”



RESEARCH AND IMPACT

Manchester Met is a member of United Nations Academic Impact (UNAI), a vibrant and diverse network of around 1,600 member institutions in more than 150 countries working with the United Nations to promote global priorities. These include peace, human rights, and sustainable development. Our University is contributing to the UN Sustainable Development Goals (SDGs) through research and education.

Indicative projects and developments from 2021/22 include:

Active involvement in COP26 –Several delegates from Manchester Met participated in the United Nations Climate Change Conference (COP26) in November 2021. They were granted access due to the University’s Observer Organisation status through its work with the UN and other organisations on climate change.

Nature-based solutions to tackle climate change –Manchester Met’s research is helping find innovative solutions for peatland restoration as part of the EU-funded ‘Care-Peat’ project. The data show this style of land management can save around 20 tonnes of carbon dioxide emissions per hectare per year. In addition, University-led research on saltmarsh carbon sequestration and storage services supports the view that managed realignment projects in such settings may have significant carbon accumulation benefits.

International action to reduce emissions from aviation – Manchester Met contributed to an Intergovernmental Panel on Climate Change (IPCC) report detailing how meeting climate mitigation goals would require transformative changes in the transport sector. Our research is shaping global measures to mitigate aviation’s climate change effects. It has helped inform a new carbon emissions standard for new aircraft designs and contributed to a new regulation on exhaust emissions for all new aircraft engines from 2023.

Reducing the carbon intensity of operations – Manchester Met is part of a research and development consortium of six North West universities supporting low-carbon business solutions. Eco-I North west, winner of the prestigious European Triple E Awards¹, is helping organisations develop new products and services, adopt a future ready business model, and reduce the carbon footprint of operations.

¹ Winning the best Sustainable Development Goal initiative in the Entrepreneurship and Engagement Excellence Awards in Higher Education in 2023



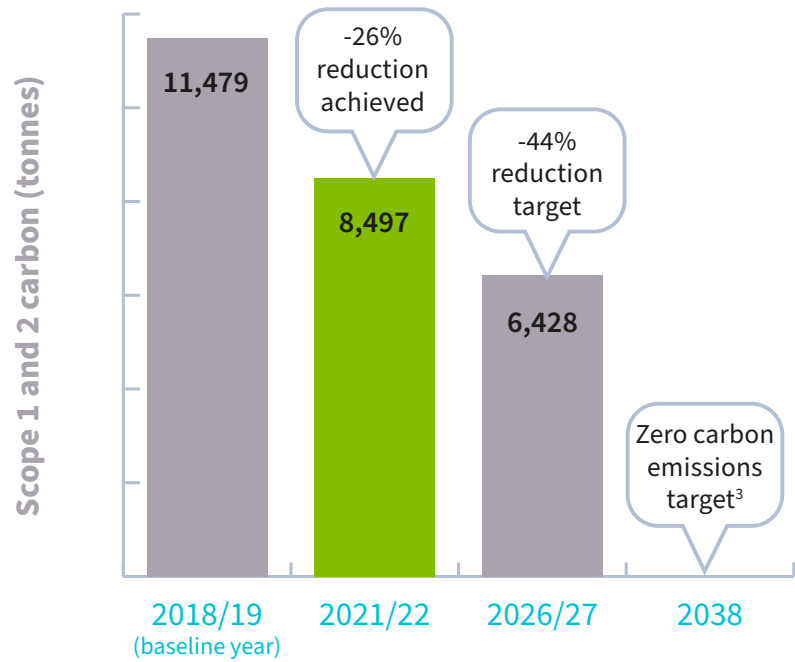
SUSTAINABLE CAMPUS AND PRACTICES

Our vision is for our campus to be a living model of sustainability. We want it to be an innovative and solutions-focused environment that contributes positively to people’s health and wellbeing, the planet, and the economy.

Towards zero carbon – Our operations and how we develop our buildings and infrastructure and undertake business activities significantly influence our impact on the environment and society.

In committing to become net zero carbon before 2038 for our Scope 1, 2¹ and Scope 3 emissions, we are determined to keep up momentum in limiting and, where possible, eradicating our direct and indirect carbon emissions. Our Carbon Management Plan² outlines the path to achieving this. It comprises a six-year programme of initiatives to 2026, setting the trajectory for two subsequent six-year plans to 2038.

Tracking carbon emissions



¹ Scope 1 emissions are direct emissions from owned or controlled sources, Scope 2 emissions are indirect emissions from the generation of purchased energy
² Scope 1 and 2 carbon emissions
³ As defined by the Tyndall Centre’s proposed science-based targets and definition of zero carbon for Manchester (‘Playing our full part’)

“Determined to limit, and where possible eradicate our direct and indirect carbon emissions.”

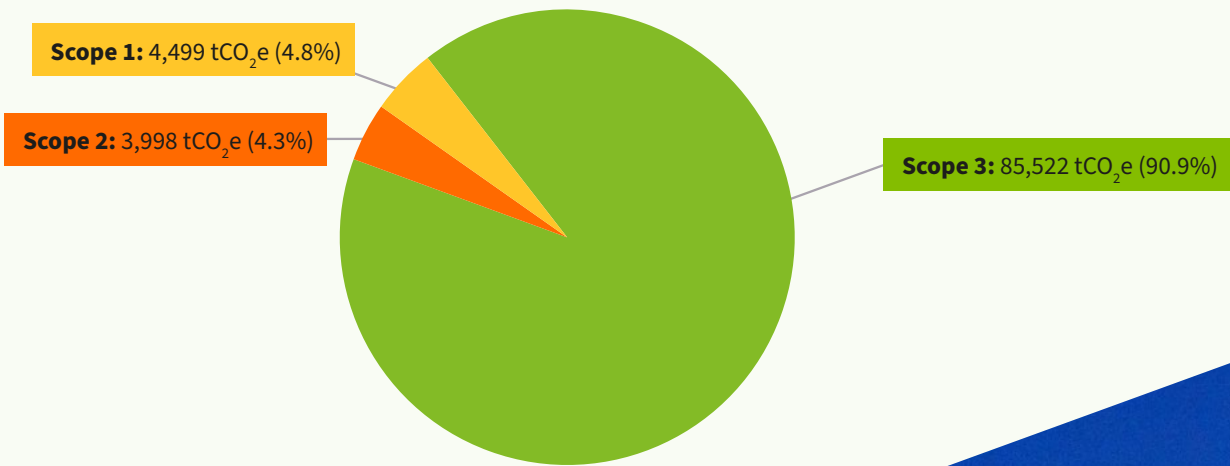


Scope 1 and 2 emissions
We continue to make good progress against our carbon reduction targets, achieving a 26% reduction in our Scope 1 and 2 carbon emissions against the 2018/19 baseline. We have realised our carbon emissions reductions through energy efficiency measures, such as decarbonising our built estate and increasing on-site energy generation by installing more photovoltaic panels.

Scope 3 emissions
Our scope 3 carbon emissions⁴ are indirect emissions that occur across our value chain and account for almost 91% of the University’s total carbon footprint. We are developing a comprehensive reduction management plan for scope 3 emissions, involving academic colleagues and student research, which will set out how we will achieve net zero carbon before 2038.

Carbon emissions by scope

Our total carbon emissions for the 2021/22 reporting period were 94,019 tCO₂e.



Sustainable buildings

We have continued to enhance our campus by opening two world-class and award-winning facilities recognised for their sustainability.

- **The Institute of Sport** – Home to the latest technology and equipment for the advanced study and research of sport, the building won the sustainability category in the Manchester Society of Architecture Awards (2022). It underwent a major refurbishment, remodelled around the concrete frame of the pre-existing building. This helped minimise the environmental impact of the construction process.
- **The School of Digital Arts (SODA)** – The purpose-built school for digital arts opened in November 2021, achieving BREEAM Excellent rating. The building features photovoltaic solar panels to help lower its operational carbon footprint. And it incorporates the latest sustainability-focused services equipment, including LED lighting and air source heat pumps. SODA has also been recognised as building of architectural significance with a RIBA North West Award (May 2023).



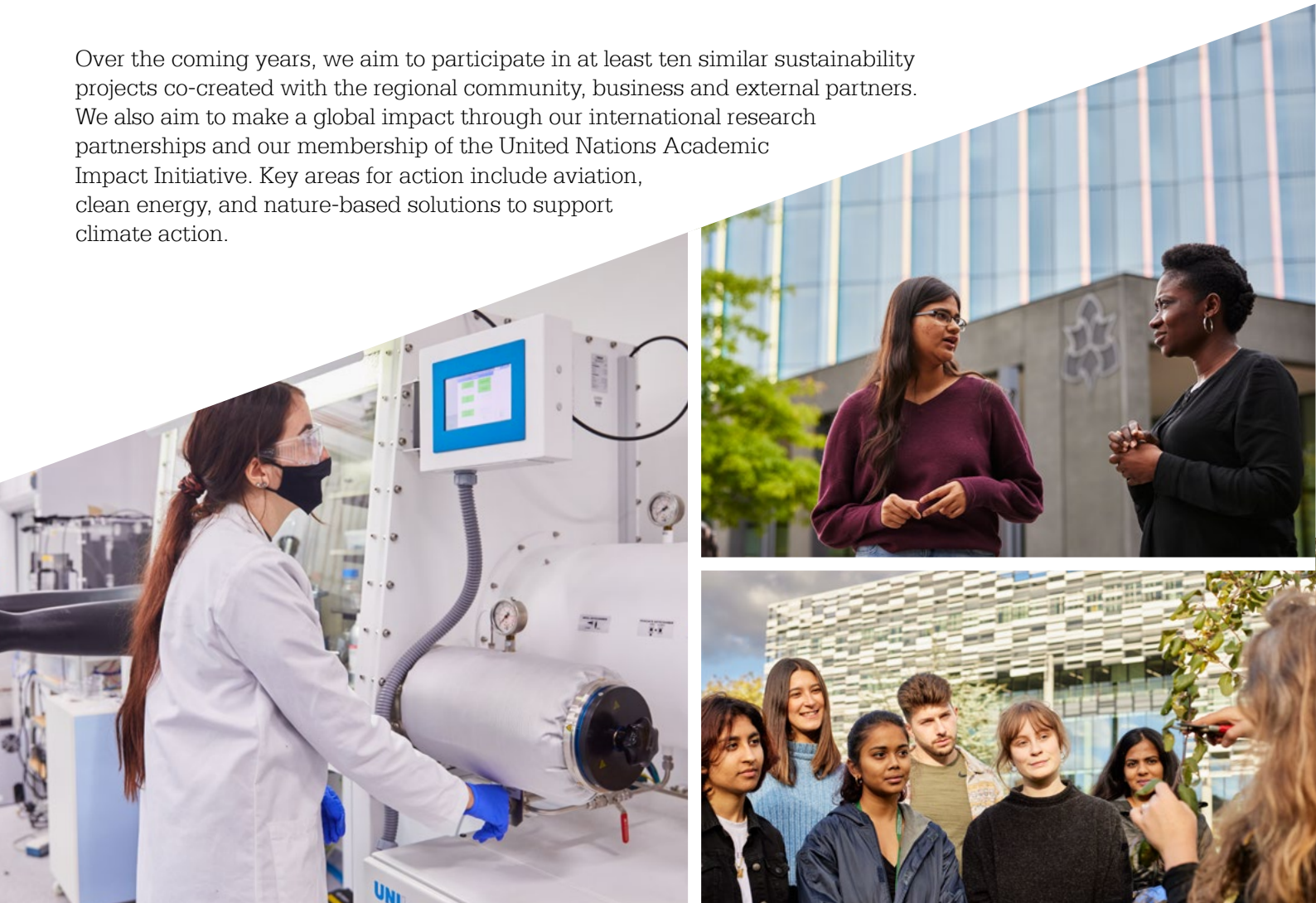
⁴ Scope 3 emissions are all indirect emissions (not included in Scope 2) that occur in the value chain of the reporting company, including both upstream and downstream emissions, as defined by the Greenhouse Gas Protocol

ENGAGEMENT AND PARTNERSHIPS

We aim to work with partners to amplify our environmental and social impact locally, nationally and internationally. Developments in 2021/22 included:

- Partnering with the Greater Manchester Combined Authority (GMCA) to launch the Greater Manchester Hydrogen and Fuel Cell Strategy 2021-25. This sets out how hydrogen and fuel cells will help the region meet its economic and environmental goals.
- Leading a new project to define a Net Zero Skills Charter for our region. This will identify the skills needed for decarbonisation, address gaps, and ensure local businesses have the necessary talent for a net zero future. With the proper training and education, this could create a skills-ready regional workforce 660,000-strong.
- Becoming lead partner for the Greater Manchester Electrochemical Hydrogen Cluster (GMEHC), an expert consortium of industry partners to stimulate new investment and accelerate electrochemical hydrogen technologies. Funded through the nationwide Government Innovation Accelerators Programme, this new project builds on the success of our Manchester Fuel Cell Innovation Centre.

Over the coming years, we aim to participate in at least ten similar sustainability projects co-created with the regional community, business and external partners. We also aim to make a global impact through our international research partnerships and our membership of the United Nations Academic Impact Initiative. Key areas for action include aviation, clean energy, and nature-based solutions to support climate action.



STRATEGIC PERFORMANCE METRICS

The following pages provide an overview of the Key Performance Indicators (KPIs) targets set out in our Leadership in Sustainability Strategy 2022-2026. As the new strategy was released mid-way through the 2021/22 reporting year, some of our KPI methodologies and baseline calculations were still in development.

Leadership in sustainability

Key Performance Indicator and target	Baseline year	Baseline data	2021/22 performance	2026 target
Maintain top three position in the People and Planet University League annually	2021/22	1st place	1st place ¹	Maintain top 3 position
Maintain ISO 14001:2015 certification annually	2021/22	Certified	Certified	Maintain
Achieve Responsible Futures accreditation biennially	2021/22	Accredited	Accredited ²	Maintain

Academic innovation and impact

Area	Key Performance Indicator and target	Baseline year	Baseline data	2021/22 performance	2026 target
Education for Sustainable Development	At least 90% of students satisfied they have opportunities to gain sustainable development skills and knowledge	2021/22	73.9%	73.9%	90%
	All courses include Education for Sustainable Development and climate change education	2022/23	To be established	To be reported in 22/23	100%
Research contribution to the sustainable development goals	Membership of United Nations Academic Nations Impact (UNAI)	2021/22	Member	Maintained membership	Maintain membership

¹ Awarded 1st place in the People and Planet University League 2021/22 in December 2021
² Responsible Futures accreditation achieved May 2022

Sustainable campus and practices

Area	Key Performance Indicator and target	Baseline year	Baseline data	2021/22 performance	2026 target
Carbon emissions reduction	Scope 1 and 2 carbon emissions reduction of 44% by 2026, and zero carbon before 2038	2018/19	0% 11,479 tCO ₂ e	- 26% ¹ 8,497 tCO ₂ e	- 44% 6,400 tCO ₂ e
	Scope 3 carbon emissions reduction to net zero before 2038	2022/23 ²	To be established	85.522 tCO ₂ e ³	To be established
Sustainable buildings	BREEAM Excellent rating (with aspiration of outstanding) for new buildings	2021/22	Not applicable	School of Digital Arts – Excellent rating Archway Hall – Very Good rating	Excellent with aspiration of Outstanding
	SKA Silver rating (with aspiration of Gold) for major ⁴ refurbishment projects	2021/22	Not applicable	Institute of Sport – Silver level	Silver with aspiration of Gold
	At least 80% of sustainability tracker targets achieved for new building and major refurbishment projects	2021/22	Not applicable	No relevant projects delivered	80%
Biodiversity value	Convert 100m ² of amenity grass into biodiverse habitat	2021/22	Not applicable	First project planned for 2022/23	100m ² annually
Sustainable food	Achieve 80% of Sustainable Food Policy targets	2021/22	Not applicable	Policy reviewed in 2022	80%
Reuse and recycling	Achieve a 60% reuse and recycling rate by 2026	2021/22	53%	53%	60%
Water efficiency	Reduce water consumption by 10% per m ² by 2026 (target of 0.44 water m ³ /m ²)	2021/22	0.49 m ³ /m ²	0.49 m ³ /m ²	0.44 m ³ /m ²
Sustainable procurement	Tendered projects over £30k include environmental sustainability and social value as key contract criteria	2022/23	To be established	To be reported in 22/23	100%
	Tier 1 supply chain partners compliant with Modern Slavery Act (where applicable) and identify risks for modern slavery in their own supply chains	2022/23	To be established	To be reported in 22/23	100% by 2023, onwards to 2026
Ethical investment	Compliance with the ethical investment policy	2021/22	Not applicable	Maintained compliance	Maintain compliance
Climate change adaptation and resilience	Identify climate change business risks	2022/23	To be established	To be reported in 22/23	Identify risks

Engagement and partnerships

Key Performance Indicator and target	Baseline year	Baseline data	2021/22 performance	2026 target
Membership of the United Nations Academic Impact (UNAI)	2021/22	Member	Membership maintained	Maintain
Co-create ten sustainability projects with the local community by 2026	2022/23	Not applicable	Methodology in development	10 projects

1 Full carbon emissions breakdown available in the carbon emission reporting section on pages 20-21
2 Baseline will be established using the reporting year 2022/23
3 For the reporting year 2021/22, a percentage reduction towards a net zero carbon emission target has not been reported due to the baseline year being 2022/23
4 A major refurbishment project is defined as a project with a total expenditure value above £2 million



CARBON EMISSIONS REPORTING

This year, we have aligned our carbon emissions reporting with the Standardised Carbon Emissions Framework (SCEF) developed by the Environmental Association for Universities and Colleges (EAUC), and with the Greenhouse gas (GHG) Protocol corporate standard for Scope 3 emissions reporting.

For Scope 1, 2 and 3 carbon emissions we include our current reporting level to provide an understanding of the accuracy for our reported data:	Level 1: basic level, lower-accuracy calculation methodology Level 2: intermediate level, medium-accuracy calculation methodology Level 3: best-in-class calculation methodology
---	---

Total Scope 1 and 2 greenhouse gas (GHG) emissions

Emission source	Reporting level	Baseline ¹ (tCO ₂ e)	2021/22 (tCO ₂ e)	Change on baseline tCO ₂ e	Percentage change
Total Scope 1 and 2 GHG emissions	Level 3	11,479	8,497	-2,982	-26%

Scope 1: direct GHG emissions

Emission source	Reporting level	Baseline (tCO ₂ e)	2021/22 (tCO ₂ e)	Change on baseline tCO ₂ e	Percentage change	Material (Y/N)	Reason for exclusion
Natural gas	Level 3	4,664	4,469	-195	-4.2%	Y	-
Fleet (owned/operated)	Level 3	24	17	-7	-29.2%	Y	-
Refrigerants and f-gas	Level 3	113	13	-100	-88.7%	Y	-
Other Fuels	-	-	-	-	-	N	Insignificant (<1% of total emissions)
TOTAL SCOPE 1		4,801	4,499	-302	-6.3%	-	-

1 The baseline year for Scope 1 and 2 carbon emissions is 2018/19

Scope 2: indirect GHG emissions

Emission source	Reporting level	Baseline (tCO ₂ e)	2021/22 (tCO ₂ e)	Change on baseline tCO ₂ e	Percentage change	Material (Y/N)	Reason for exclusion
Purchased electricity ²	Level 3	6,678	3,998	2,680	-40.1%	Y	-
TOTAL SCOPE 2		6,678	3,998	2,680	-40.1%	-	-

Carbon emissions intensity data	Baseline ³	2021/22	Change on baseline Absolute	Percentage change
Carbon emissions intensity (Scope 1 and 2) per FTE ⁴ employee and student	0.37	0.25	-0.12	-32.45%
Carbon emissions intensity (Scope 1 and 2) per GIA ⁵ (m ²)	0.042	0.031	-0.011	-26.2%

Scope 3: other indirect GHG emissions

GHG emissions category	Emission source	Reporting level	Baseline year	2021/22 ⁶ (tCO ₂ e)	Material (Y/N)	Reason for exclusion
1	Purchased good and services	Level 1	2022/23	63,501	Y	-
2	Capital goods	-	-	-	Currently reported in category 1	
3	Fuel and energy-related activities not included in Scope 1 or Scope 2					
	Upstream emissions of purchased fuels	Level 3	2022/23	766	Y	-
	Upstream emissions of purchased electricity	Level 3	2022/23	1,044	Y	-
	Transmission and Distribution losses	Level 3	2022/23	366	Y	-
4	Upstream transportation and distribution	-	-	-	HESCET ⁷ utilised for category 1 supply chain	
5	Waste and waste water generated in operations	Waste – level 3 & 2 Water – level 2	2022/23	76	Y	-
6	Business travel	Air travel: level 3 Rail and road: level 1 Grey fleet: level 2	2022/23	511	Y	-
7	Employee commuting					
	Transportation of employees	Level 3	2022/23	1,880 ⁸	Y	-
	Homeworking	-	2022/23	Not reported	Y	Methodology in development

2 In future years, the University will undertake to report its renewable energy, including solar and Power Purchase Agreements (PPA), and purchased heat and steam in line with the SCEF guidance
3 The baseline year for carbon intensity data is 2018/19
4 Full Time Equivalent
5 Gross Internal Area
6 For the reporting year 2021/22, a percentage reduction towards net zero carbon emissions targets has not been reported due to the baseline year being 2022/23
7 Higher Education Supply Chain Emissions Tool utilised therefore reported category 4 upstream transportation and distribution emissions is not required in line with the SCEF.
8 Data from 2020 Employee Travel Survey

Scope 3: other indirect GHG emissions (continued)

GHG emissions category	Emission source	Reporting level	Baseline year	2021/22 (tCO ₂ e)	Material (Y/N)	Reason for exclusion
8	Upstream leased assets					
	Student accommodation (lessee)	Energy consumption - - Level 3	2022/23	285	Y	-
	Referral and nomination agreement student accommodation	Energy consumption - - Level 3	2022/23	990	Y	-
9	Downstream transportation and distribution					
	Student commuting	Level 3	2022/23	9,953	Y	-
	Student travel home – UK students	Level 3	2022/23	1,199	Y	-
	Student travel home – Overseas students	Level 3	2022/23	4,952	Y	-
10	Processing of sold products	-	-	-	N	Not relevant
11	Use of sold products		-	-	N	Not relevant
12	End of life treatment of sold products	-	-	-	N	Not relevant
13	Downstream leased assets				Y	Methodology in development
14	Franchises	-	-	-	N	Not relevant
15	Investments ¹				Y	Methodology in development
TOTAL SCOPE 3	-	-	-	85.522	-	-

Carbon emissions in student accommodation

Carbon emissions by scope and source	2021/22 (tCO ₂ e)	Proportion split	Accommodation reported against
Scope 1 and 2 carbon emissions University-owned student accommodation	786	38%	Archway, Vine, Dale, Dunham, Naylor, Cambridge, Cavendish, Warde
Scope 3 carbon emissions (leased student accommodation) – natural gas and electricity consumption	285	14%	Briarfield, Needham, Oxford Court
Scope 3 carbon emissions (nomination agreement student accommodation) – natural gas and electricity consumption	990	48%	Artisan Heights, Daisy Bank, New Medlock House, Rosamond House, Wilmslow Park

¹ This is an emerging area, and as guidance for the sector is released through the SCEF, carbon emissions will be reported by the University

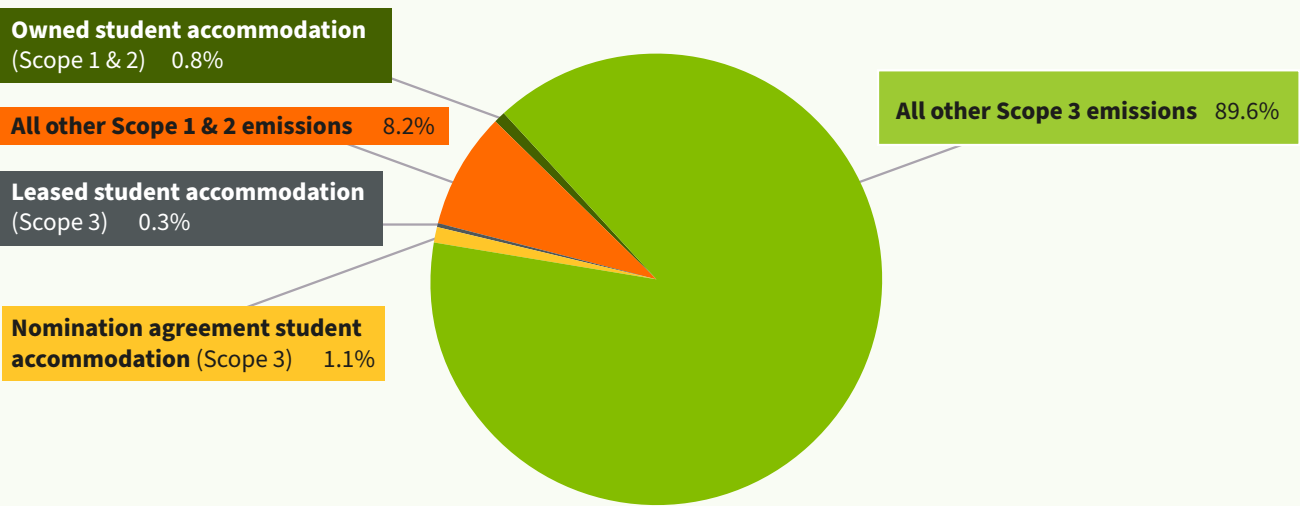
Carbon emissions from student accommodation

Our total carbon emissions from owned, leased and student accommodation where nomination agreements are in place for the reporting year 2021/22 was 2,061 tCO₂e.



Total carbon emissions and student accommodation emissions

Carbon emissions from student accommodation¹ accounted for approximately 2.2% of the University’s total carbon footprint in 2021/22.



¹ excluding privately rented homes or rooms

OUR INVESTMENTS

Our Ethical Investment Policy (part of the Treasury Management Policy) sets out Manchester Met’s approach to ethical investment. It invests its funds with due consideration for ethical, environmental, corporate governance and social issues.

The University does not intentionally invest directly or through collective funds in fossil fuels companies, arms companies, or corporations complicit in the violation of international law.

Counterparty	Nature of investment	Investment type	Value (31 July 2022)
Aberdeen Standard	Cash deposit	Sterling Liquidity Fund (current ¹)	£30,000,000
Aberdeen standard Capital Bridge Fund (endowment fund)	Equities, bonds, and cash	General endowment fund segregated solution (non-current ²)	£1,043,715
Barclays Bank Plc	Cash deposit (working capital)	Cash (current)	£2,950,000
Goldman Sachs	Cash deposit	Fixed-term deposit (current)	£20,000,000
HSBC	Cash deposit	ESG Sterling Liquidity Fund (current)	£20,000,000
Kingswood Wealth Management Group	Corporate bonds, cash deposits and cash	Managed portfolio (current)	£49,868,560
Lloyds	Cash deposit	Fixed-term deposit (current)	£17,500,000
Yorkshire Building Society	Cash deposit	Fixed-term deposit (current)	£15,000,000

Further information about our investment practices and procedures (including where you will find our ethical investment policy, annual list of investments, list of committee members overseeing investments, meeting minutes updating on investment policy reviews, and approach to ethical banking) are available via www.mmu.ac.uk/ethical-investment

Institutional Data – 2021/22

Number of FTE Staff	3,887
Number of FTE Students	30,489
Number of UK FTE Students	28,819
Number of overseas FTE Students	1,564
Unknown student domicile (UK and overseas)	106
Number of campuses	1
Total floor area (total GIA)	270,420 m ²
Turnover (£)	£393,007,000

1 Current investments are those held for less than 12 months
2 Non-current investments are those held for more than 12 months



CONTACT US

Thanks to the commitment of our staff, students, neighbours, and partners, we have made tremendous progress in reaching so many of our goals – and we intend to be even bolder in the future. If you would like to find out more, or if you want to share your thoughts and ideas, we would love to hear from you.



mmu.ac.uk/sustainability



sustainability@mmu.ac.uk



[@manmetsustain](https://twitter.com/manmetsustain)



[@manmetsustain](https://www.instagram.com/manmetsustain)

We are committed to ensuring that all of our materials are accessible. This information is available in a range of formats, such as large print, on request via marketing@mmu.ac.uk